




EC10
Elevator Control Panel



EX16
Expansion Board

Secure, Scalable & Versatile ... Elevator Controls & Expansion Boards

Elevator Control System:

Designed specifically for elevator control, the EC10 Panel and EX16 Expansion Boards provide customers the most secure, scalable, versatile and affordable access control solution available today for elevators.

Floor access can be restricted based on various user credentials including: fingerprint, proximity card and/or password. Pre-defined time schedules can also be used to control floor access. During normal visitor business hours, unrestricted floor access can also be permitted (aka passage mode).

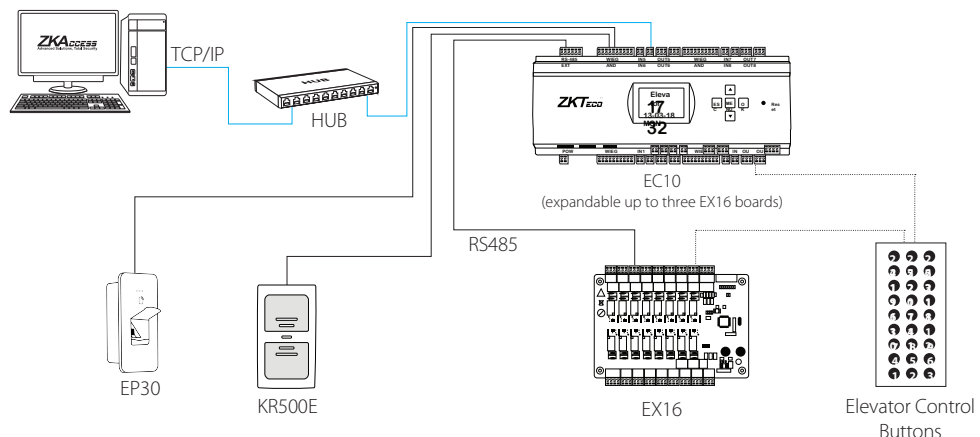
The EC10 Elevator Control Panel can restrict access up to ten floors. The EX16 Expansion Boards can restrict access up to an additional sixteen floors. Each EC10 Panel can support up to three EX16 Expansion Boards. When combined, a total of 58 floors can be controlled with a single EC10 and EX16 bundle.

APPLICATIONS:

- ✓ Office Buildings
- ✓ Hospitals
- ✓ Hotels
- ✓ Factories



TYPICAL INSTALLATION:



SPECIFICATIONS:

EC10

Capacity:

Floor Button Control Relay: 10

Fingerprint: 3,000

RFID Card: 30,000

Event: 100,000

Communication:

To PC: Ethernet, RS485

To EX16: RS485

Power:

12V DC, 3A

Supported Options:

Ex16 Board: up to 3

EX16

Capacity:

Floor Button Control Relay: 16

Communication:

To EC10: RS485

RS485 Address: set up by DIP switch

Power:

12V DC, 3A

Part Numbers:

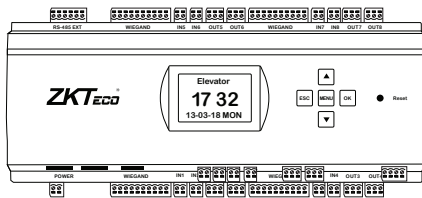
EC10: Elevator Control Panel
EC10-Bun: with metal casing & power supply

EX16 Bun-1: one expansion board with metal casing & power supply

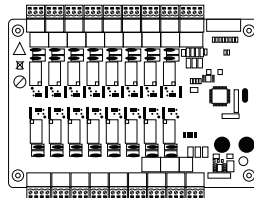
EX16 Bun-2: two expansion boards with metal casing & power supply

EX16 Bun-3: three expansion boards with metal casing & power supply

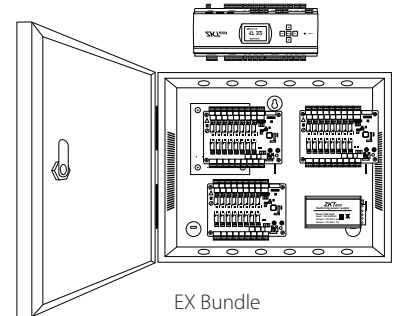
OPTIONS:



EC10



EX16



EX Bundle