



Balancing Valve

Manual Balancing, Multi-turn Globe Valve, Y-Pattern, Variable Orifice, Grooved Connection, Memory Stop, 235 WOG

TERMINATOR G GROOVED



FEATURES

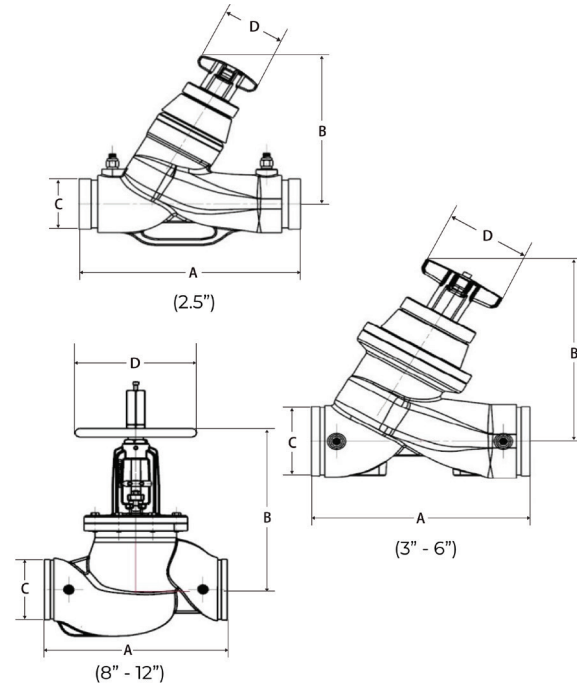
- “Y” Pattern Globe Style Design
- Positive Shut-Off
- Multi-turn, 360° Handwheel
- Built in Memory Stop
- Precise Flow Measurement and Flow Balancing

PRESSURE/TEMPERATURE RATING

235 PSI
14°F TO 248°F

C_v VALUES

Handwheel Setting	2-1/2"	3"	4"	6"	8"	10"	12"
1	8	17	24	52	126	250	298
1.5	12	22	29	59	198	354	452
2	19	27	35	66	274	444	499
2.5	30	33	31	74	360	513	618
3	42	40	55	81	437	574	750
4	62	64	95	99	528	697	995
5	77	90	137	150	610	780	1091
6	85	115	177	175	682	817	1273
7	89	131	213	233	716	846	1343
8	93	136	229	349	767	872	1395
9	-	-	-	408	802	908	1430
10	-	-	-	489	796	922	1554
11	-	-	-	-	834	960	1565
12	-	-	-	-	843	989	1575
13	-	-	-	-	-	-	1588
14	-	-	-	-	-	-	1611



MATERIALS

No.	Part	Material
1	Body	Ductile Iron
2	End Connections	ANSI 300 Grooved
3	Stem	Stainless Steel (AISI 420)
4	Seat Seal	EPDM Perox
5	Handwheel (2-1/2" - 6")	Polyamide Plastic with 30% Glass Fiber
6	Handwheel (8" - 12")	Ductile Iron

DIMENSIONS

Part No	Size	A	B	C	D	NOMINAL FLOW (GPM)	WEIGHT (lbs)
TG-GGG	2.5"	11.42	8.50	2.88	3.35	39-87	24
TG-HGG	3"	12.20	8.86	3.50	3.35	87-125	33
TG-IGG	4"	13.78	13.19	4.50	3.35	125-213	60
TG-KGG	6"	18.90	15.98	6.63	6.18	300-450	143
TG-LGG	8"	23.62	30.04	8.63	15.75	450-760	363
TG-MGG	10"	28.74	35.12	10.75	15.75	760-920	506
TG-NGG	12"	33.46	37.24	12.75	15.75	920-1500	638



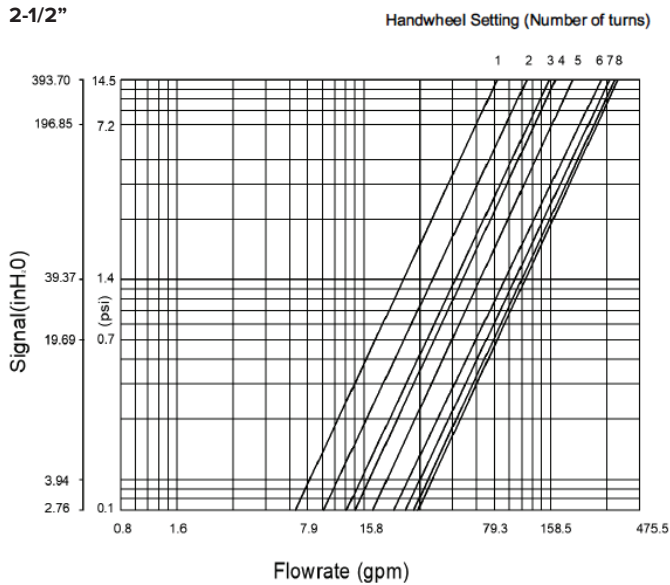
WARNING: This product can expose you to chemicals including lead, which is known to the State of California to cause cancer, birth defects or other reproductive harm. For more information go to www.P65Warnings.ca.gov.



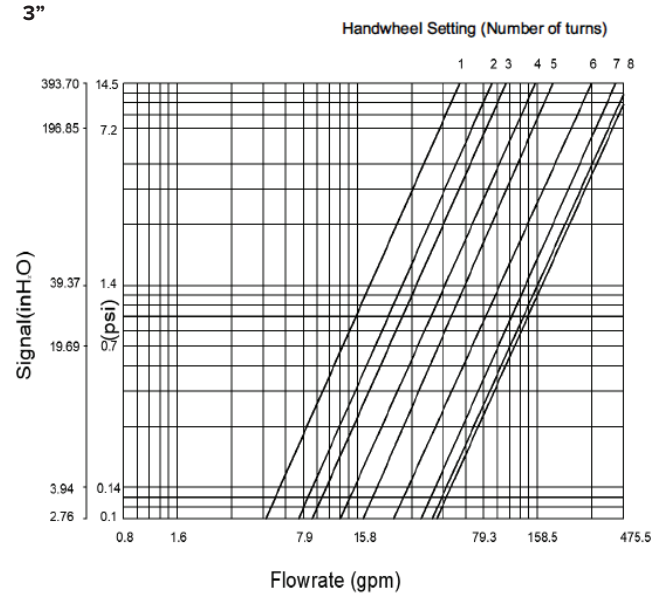
Balancing Valve

Manual Balancing, Multi-turn Globe Valve, Y-Pattern, Variable Orifice, Grooved Connection, Memory Stop, 235 WOG

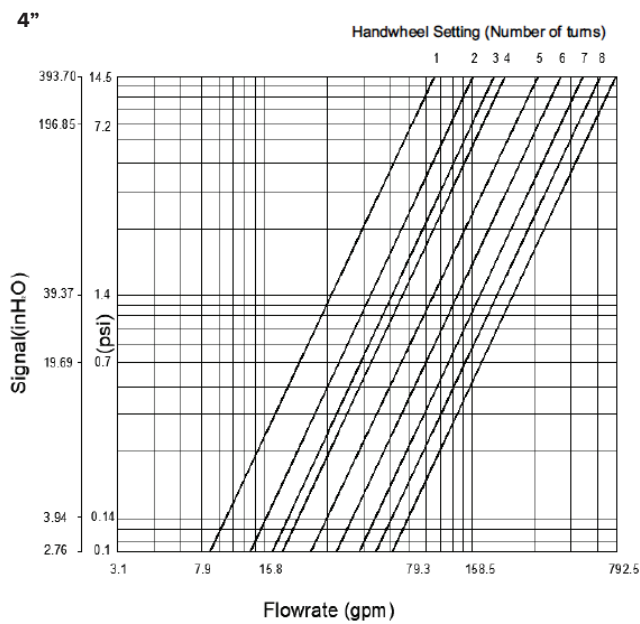
TERMINATOR G GROOVED: PRESSURE DROP CHARTS (2-1/2" - 6")



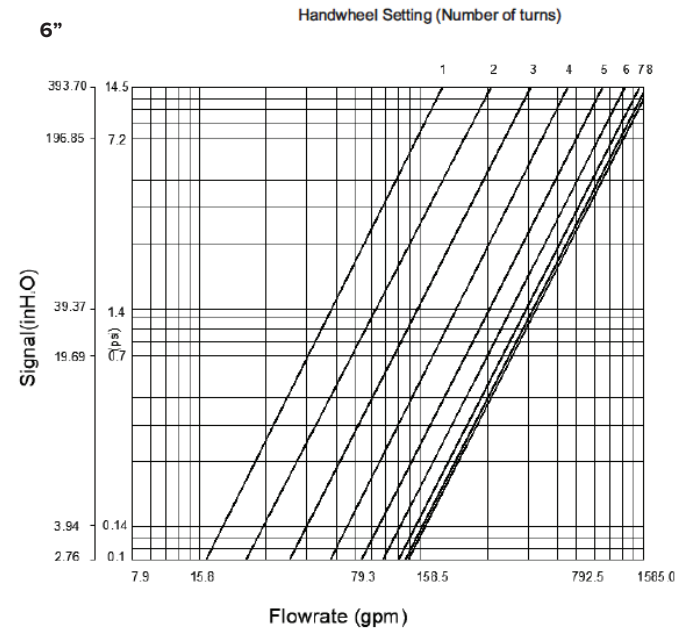
Handwheel Position	1	2	3	4	5	6	7	8	All Open
C _v Value	21.5	30.9	40.9	44.7	57.1	75.7	86.2	92.7	96.9



Handwheel Position	1	2	3	4	5	6	7	8	All Open
C _v Value	15.4	23.1	27.9	40.3	53.0	82.8	114.2	131.4	138.1



Handwheel Position	1	2	3	4	5	6	7	8	All Open
C _v Value	27.3	42.3	56.1	63.8	86.9	113.2	143.2	172.7	206.6



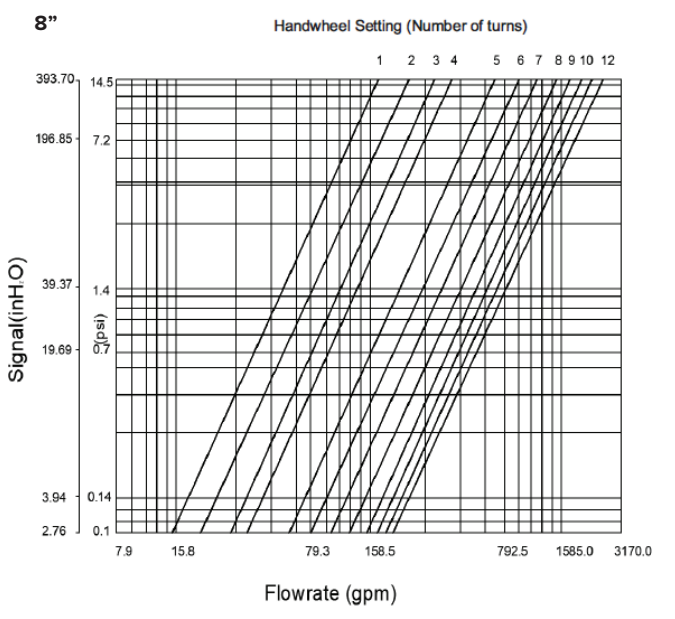
Handwheel Position	1	2	3	4	5	6	7	8	All Open
C _v Value	55	87	127	187	269	340	400	429	439



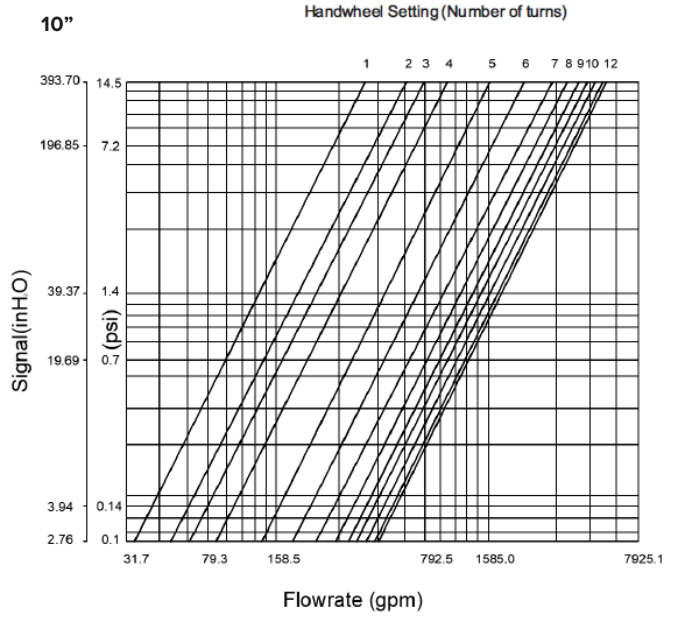
Balancing Valve

Manual Balancing, Multi-turn Globe Valve, Y-Pattern, Variable Orifice, Grooved Connection, Memory Stop, 235 WOG

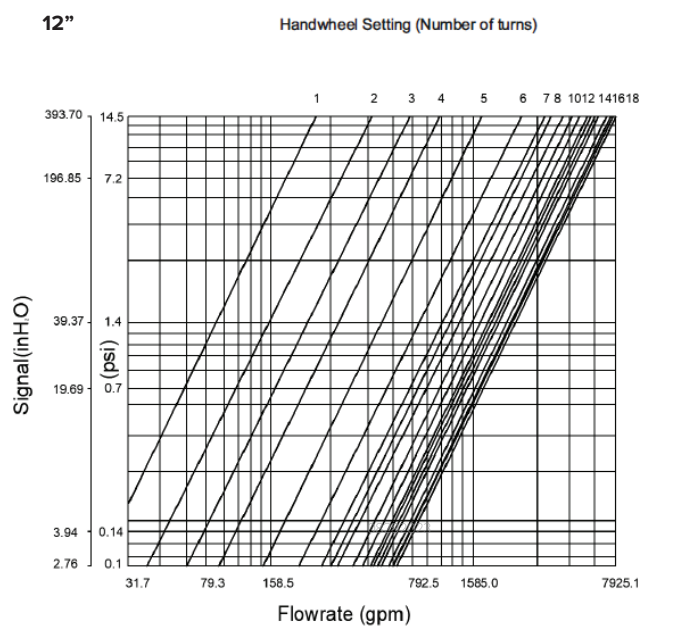
TERMINATOR G GROOVED: PRESSURE DROP CHARTS (8" - 12")



Handwheel Position	1	2	3	4	5	6	7	8	9	10	11	12
C _v Value	47	71	94	114	186	249	313	392	476	557	631	703



Handwheel Position	1	2	3	4	5	6	7	8	9	10	11	12	All Open
C _v Value	112	169	205	268	425	628	803	962	1110	1208	1331	1444	1494



Handwheel Position	1	2	3	4	5	6	7	8	9	10
C _v Value	73	131	201	283	459	726	916	1009	1158	1285

Handwheel Position	11	12	13	14	15	16	17	18	All Open
C _v Value	1414	1539	1599	1669	1740	1895	1973	2000	2070

NOTE: INFORMATION SUBJECT TO CHANGE WITHOUT NOTICE