



GFR3310 Heated Safety Station with Eyewash, IEEE Compliant, Bottom Inlet, Rated for Class I, Division 2 Environment

Application: IEEE compliant heat-traced station includes control panel with single point connection for electrical components. Thermostat regulated units are heated by self-limiting heat-tracing cable wrapped around internal pipe. Units prevent freezing in extreme conditions down to -40° F. See ‘Tempering Valves’ section to ensure tepid water compliance with ANSI Z358.1-2014. *Compliant with IEEE standard 515-2011.*

Control Panel: Single point connection for electrical components. Includes power indicator light, heat trace indicator light and high/low temperature warning lights. Panel includes dry contacts to signal power failure or high/low temperature warning. Panel also includes dry contacts to signal an event when alarm options are installed. UL listed NEMA 4X approved for Class I, Division 2, Groups B, C, and D.

Heating Cable: Self-regulated with external termination guards. Heating cable activates when internal piping temperature falls below 75°F. FM, UL, and CSA approved for Class I, Division 2, Groups B, C, and D.

Electrical System: Unit is fully wired at factory. Junction box and components rated for Class I, Division 2, Groups B, C, and D. Requires 120 VAC single phase power supply.

Jacket/Insulation: UV-resistant orange ABS plastic with polyethylene foam insulation. Jacket sections secured with removable stainless steel screws for easy maintenance.

Shower Head: 10” diameter orange ABS plastic with 20 GPM flow control.

Shower Valve: 1” IPS brass stay-open ball valve. US-made with brass ball and PTFE seals. Includes stainless steel actuating arm and 29” stainless steel pull rod.

Spray Head Assembly: Freeze-resistant with float-off dust covers and internal flow control.

Eyewash Valve: 1/2” IPS brass three-way self-draining stay-open ball valve. US-made with brass ball and PTFE seals. Includes 1/2” NPT female port to drain water from spray heads after use.

Pipe and Fittings: Schedule 40 galvanized steel.

Supply: 1-1/4” NPT female bottom inlet.

Sign: ANSI-compliant identification sign.

Quality Assurance: Factory tested prior to shipment. Ships fully assembled and crated.

Available Options

- SSH** Stainless steel shower head
- GRN** Green ABS plastic shower head and shell
- HV** 240 volt heat-tracing
- SP** Scald protection valve
- FP** Freeze protection valve
- ALG** Green LED area light.
- G3800LF** Thermostatic mixing valve. **Note:** Must be installed in a non-freezing environment.



Alarm Options

Specify desired alarm using fourth digit of model number, as follows:

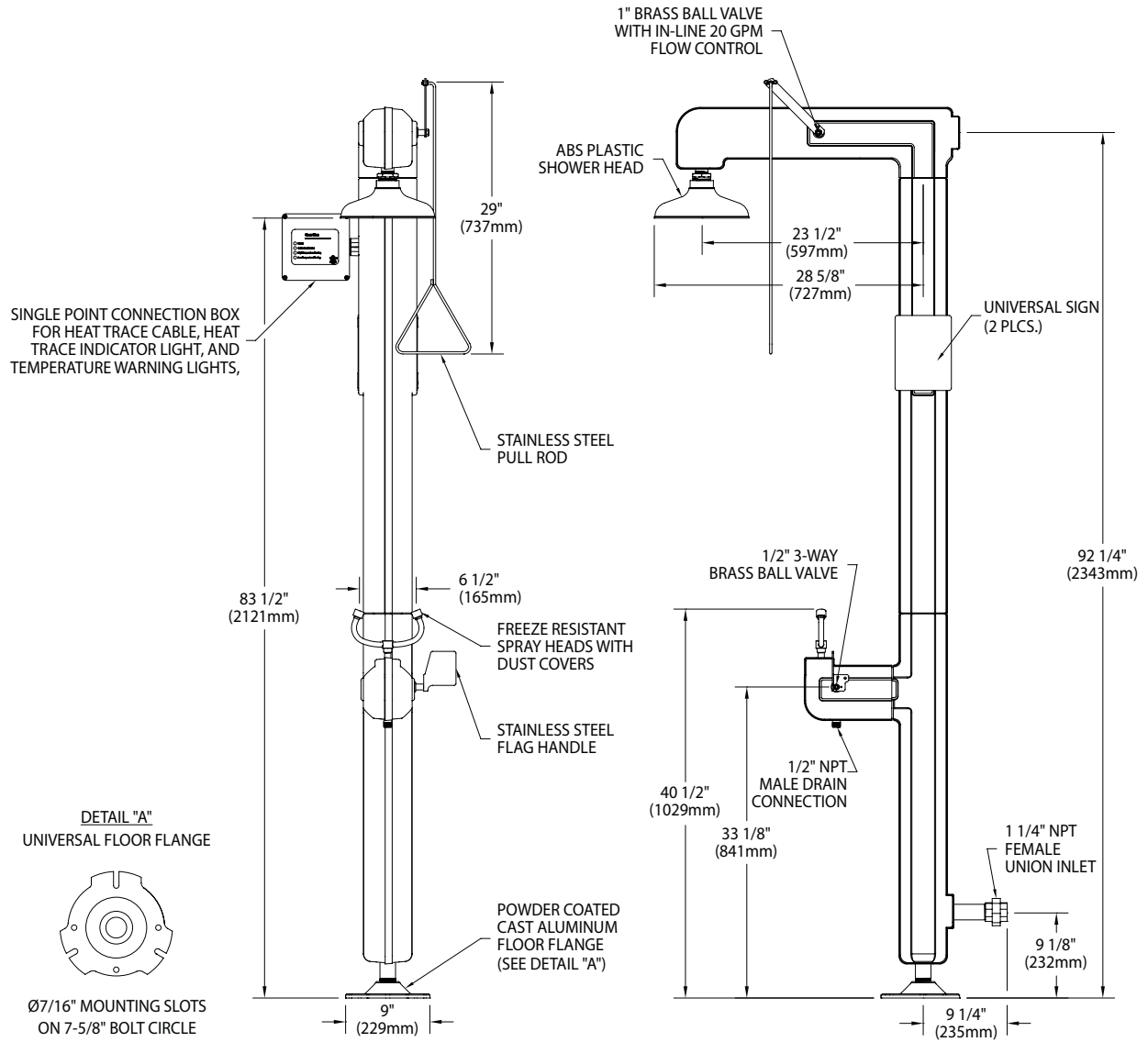
- 0** No alarm
- 1** Magnetically Activated Proximity (MAP) switch for remote sensing capability.
- 3** Alarm horn and remote sensing capability
- 5** Light and remote sensing capability
- 7** Alarm horn, light and remote sensing capability



□ GFR3310 Heated Safety Station with Eyewash, IEEE Compliant, Bottom Inlet, Rated for Class I, Division 2 Environment

NOTES:

1. FREEZE RESISTANT SPRAY HEAD ASSEMBLY WITH INTERNAL 3.2 GPM FLOW CONTROL AND FLOAT OFF DUST COVERS.
2. DESIGNED FOR USE IN A CLASS I, DIVISION 2, GROUPS B, C, & D ENVIRONMENT.
3. IN ORDER TO MEET CLASS I, DIVISION 2 REQUIREMENTS, APPROVED CONDUIT AND FITTINGS MUST BE USED. ALL THREADED ELECTRICAL CONNECTIONS MUST HAVE HAZARDOUS LOCATION RATED SEALANT APPLIED TO THREADS.
4. SEE PAGE 2 FOR WIRING SCHEMATIC.



THIS SPACE FOR ARCHITECT/ENGINEER APPROVAL

Due to continuing product improvement, the information contained in this document is subject to change without notice. All dimensions are ± 1/4" (6mm). rev. 110419

Sign Included

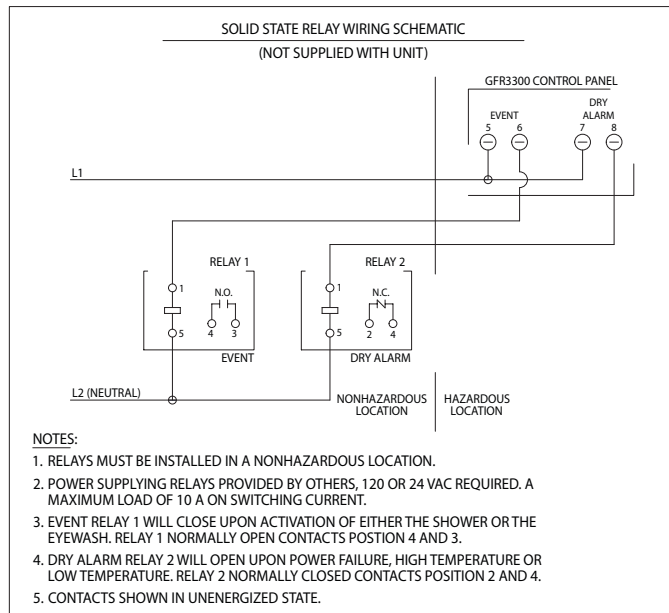
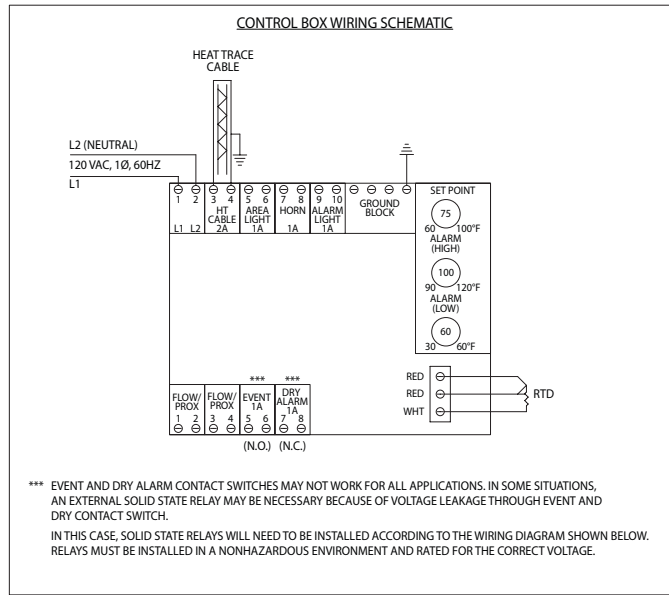




□ GFR3310 Heated Safety Station with Eyewash, IEEE Compliant, Bottom Inlet, Rated for Class I, Division 2 Environment

NOTES:

1. ALL THROUGH HOLE PENETRATIONS IN THE CONTROL PANEL SHOULD BE LOCATED EITHER IN THE SIDE OR BOTTOM. NO HOLE PENETRATIONS SHOULD BE LOCATED AT THE TOP OF THE CONTROL PANEL.
2. PEAK HEAT TRACE POWER CONSUMPTION IS 75 WATTS.



THIS SPACE FOR ARCHITECT/ENGINEER APPROVAL

Sign Included

